



Academy of Model Aeronautics

Skywriter



Skymasters RC Club Newsletter - January 1996

President's Message

Well, now that the holidays are behind us, its time to look forward to another flying season. I would like to introduce myself to those I have not yet met since my move to Michigan last year.

I began flying with my father on Long Island, NY in 1978; and have been an active flyer since, including instructing for over 15 years. I was a member of the Long Island Drone Society, and flew at Cedar Creek Park in Seaford, NY. After college, I moved to Rochester, NY and joined the Rochester Aeromodeling Society (RAMS). I was a member of the RAMS for almost 8 years, through which I served a variety of offices, including 1994 Vice President. I was part of the RAMS field development effort which resulted in a *club owned* 100 acre flying site in Macedon, NY which opened officially in July 1994!

February 1995 found my wife and I moving to Michigan with a job transfer, and I was fortunate to find the house we just bought was located 2 miles from our flying field!! (No, I really didn't plan it, but my wife doesn't believe me either). I joined the Skymasters in March, and have met many of you at either meetings, student nights, or weekend flying. For those I have not met, please introduce yourself to me...

Carl Long and I played Santa to our neighbors around the field in early December. We were met with many smiles and thank yous as we delivered tins of cookies. Only 2 neighbors were not home and found their tins waiting for

them (of course we picked the coldest day of the year, so no one wanted to be outside...) I have received several thank you notes from our neighbors, as well as the many thanks we got that day.

I look forward to a fun-filled season of flying in 1996 with a club that has impressed me with its members and family involvement in club and community activities. From the support we give to Bald Mountain; to the tremendous turn out for Kids Day; a wonderful Float Fly; to the 30 (yes, thirty) flyers and families that came out on New Years Eve Day to fly in our 'Snow Fly'; (and many other events), we have a club that rivals the best in the country. Continued support of our events and activities by members is important to the success of the Skymasters. Please continue helping if you have been, or consider pitching in this year. There is something for everyone, and the help is greatly appreciated.

We are in the process of planning the calendar of events for 1996 in preparation for the summer. Please note one change to the meeting schedule in this newsletter. The February 14 meeting has been canceled. Larson Middle School is closed that week, so our meeting hall is not available... This will also keep many of us (myself included) out of trouble with our significant others... Happy Valentine's Day.

Happy Landings in 1996!

Greg Cardillo

1996 Club Officers

President : Greg Cardillo 2086 Cedar Keg Court, Lake Orion 810-391-6803

Vice-President : Carl Long 810-254-0048

Secretary : Paul Shurtliff 810-689-3489

Treasurer : Jack Fleming 322 Jeffery, Royal Oak 810-435-4487

Editor : Gary Walling 3403 Nichols Drive, Auburn Hills 810-299-4654

Articles must be received by the 20th for the next issue. Articles may be reproduced from Skywriter

The Ex-President's Message

A fond farewell would bring me to tears and probably bore you to tears so forget it. Far be it from me to allow mush to enter these hallowed pages.

I'll get right to it. Thanks, fellow officers, for the help and especially to Steve. He really made things happen this year with the field and all the other things that go with maintaining what is probably the finest field in all the land. And a special thanks to all the CD's and catering people for turning out the events and the chow. You folks did a premium job and we all appreciate it.

On to the lighter side. We all are aware of the special talents that are present in the club when it comes to flying and building planes. How many of you realize we are in the presence of greatness in the carpentry field? Our own Rob Fredericks not only can fly well but wields a mighty hammer when it comes to the second oldest profession. He placed third in the international competition in California this month! Congrat's Rob!

On to the 80 grit. We have an almost new set of officers this year. Not to imply that Jack is old. That's just his cigar. Anyway, the airfield is not the place to complain. These guys are there to fly and their right to relax and enjoy should be respected. If you have a problem, have a solution to go with it and select an appropriate time to present it.

Have fun and fly safe. Thanks to you all for an exciting year and good luck in the new season!

Bye Bye and Buy Bonds!

Dates for Skymasters events are as follows (LMS=Larson Middle School) :

6-Jan-96	Steve Fredericks Workshop. 10AM-1PM. Coffee & BS.
10-Jan-96	LMS. Meeting.
20-Jan-96	Steve Fredericks Workshop. 10AM-1PM. Coffee & BS.
24-Jan-96	LMS. Meeting.
10-Feb-96	Steve Fredericks Workshop. 10AM-1PM. Coffee & BS.
24-Feb-96	Steve Fredericks Workshop. 10AM-1PM. Coffee & BS.
28-Feb-96	LMS. Swap-Shop. Contact G Walling for info.
9-Mar-96	Steve Fredericks Workshop. 10AM-1PM. Coffee & BS.
23-Mar-96	Steve Fredericks Workshop. 10AM-1PM. Coffee & BS.

Other events:

14-Jan-96	Swap Shop & show. Detroit Aero Modellers. Livonia.
18-Feb-96	Owosso Swap-Shop. Baker College, Owosso. 9AM.

SKYMASTERS RADIO CONTROL CLUB

1996 APPLICATION FOR MEMBERSHIP

Date: _____ Birthdate: _____

Last Name: _____ First Name: _____

Street: _____ Home Phone: _____

City: _____ R/C Experience: _____

State: _____ Zip: _____ AMA#: _____

Other Family members who fly:

Name: _____ AMA#: _____

Name: _____ AMA#: _____

FIELD RULES

- 1) Field hours are 10 AM - 8 PM (NO EXCEPTIONS!)
- 2) Noise limit for 1996 is 96 DB.at 10 feet.
- 3) All transmitters must be narrow band (Gold Stickered)
- 4) All receivers must be AMA approved narrow band.
- 5) Membership card must be placed in slot on frequency board.
- 6) You must not fly behind the flight line.
- 7) AMA Safety Code must be followed.
- 8) All Vehicles are required to have a 1996 State Park Permit.

I have read the above rules and agree to abide by them and all other Skymasters and AMA rules and regulations.

Member's Signature: _____ Date: _____

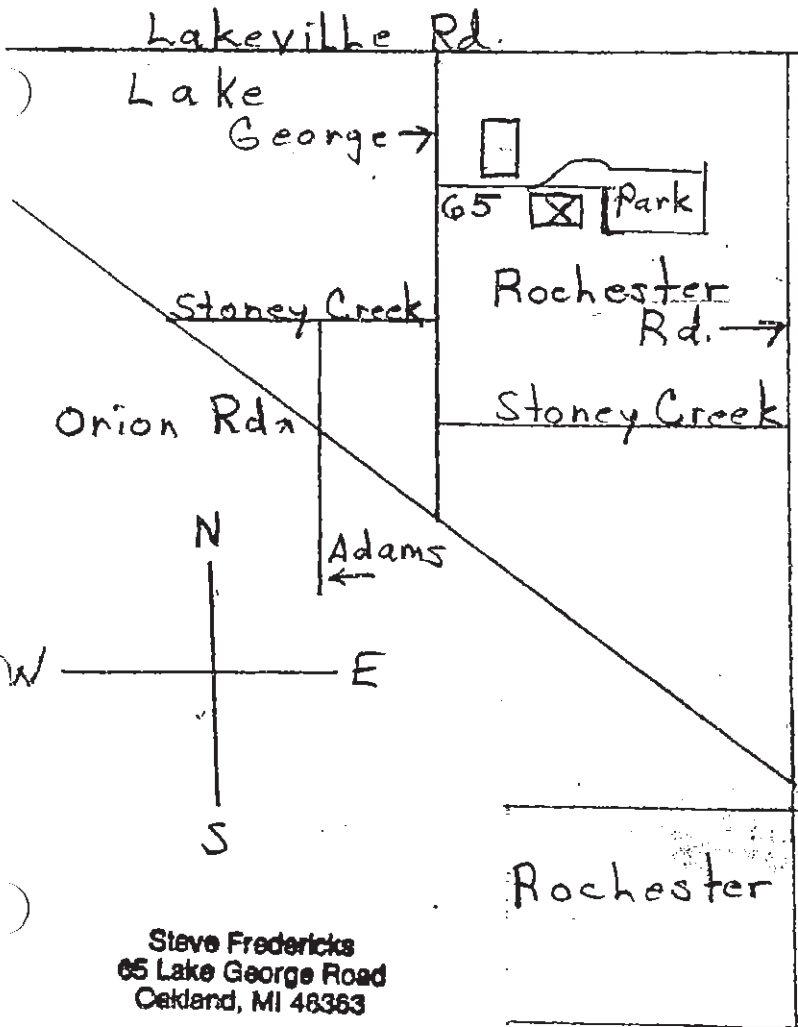
Date: _____ Dues Paid: _____ AMA Verified: _____

To renew by mail send:

- 1) Check for \$50 (\$55 after February 28, 1996).
- 2) Photocopy of 1996 AMA Card.
- 3) 1995 Skymasters Card.
- 4) Self addressed stamped envelope.
- 5) Sign Application !!!

TO:

Jack Fleming
322 Jeffrey
Royal Oak, MI 48073
(Phone 810-435-4487)



Steve Frederick's
65 Lake George Road
Oakland, MI 48363

693-6686


SKYMASTERS "Bull Sessions"

Winter Schedule

Meetings will take place at the workshop of Steve Frederick. Coffee and donuts from 10AM until 1PM.

January 6 & 20
February 10 & 24
March 9 & 23

Hope to see you there. Beginners - bring your plane along for some friendly help and advice.



Presenting

STATIC

SCALE CONTEST

brought to you by the Detroit Aero Modelers in conjunction with their annual SWAP & SHOP.

Trophies for first three places in the following categories:

1. Scale War Planes
2. Scale Civilian Planes
3. Non-Scale Best Finish

Sunday, Jan. 14, 1996

10 A.M. to 3 P.M.

AMA Sanctioned Judging Rules come early - space limited

Judging starts at 1 p.m.. One model per contestant.

\$3.00 Admission

LOCATION

Monaghan K Of C Hall
19801 Farmington Rd.
Livonia, Mich.
Between 7 & 8 Mile Rds.
2 miles East of I-275 & 7 Mile Rd. exit
3 1/2 miles North of I-96 & Farmington Rd.



for info call Tom Weedon, (313) 697-0875

R/C SWAP & SHOP

R/C Airplanes, Cars, Boats, & Equipment

! DOOR PRIZES every 1/2 HOUR !

ADMISSION

\$ 3 AT DOOR
UNDER 12 FREE
TABLES - \$13
INCLUDES ONE ADMISSION

RAFFLE
a complete R/C model
ready to fly!

10 A.M. till 3 P.M.
Sunday, Jan 14, '96

**** BRING YOUR BEST MODEL ****

STATIC DISPLAY CONTEST

Trophies for first three places in the following categories:


1. Scale War Planes
2. Scale Civilian Planes
3. Non-Scale Best Finish

AMA Sanctioned, Judging Rules come early - space limited
Judging starts at 1 p.m..
One model per contestant.

REFRESHMENTS


LOCATION

Monaghan K Of C Hall
19801 Farmington Rd.
Livonia, Mich.
Between 7 & 8 Mile Rds.
2 miles East of I-275 & 7 Mile Rd. exit
3 1/2 miles North of I-96 & Farmington Rd.



SHOP TILL U DROP

**HARRY'S
HELPFUL
HINTS**



by Harry Kolomyjec
42038 Stanberry Dr.
Sterling Hts., MI 48313

Hi Gang!

Doing any winter flying? A lot of people keep in practice, by flying through the winter months when the occasional nice day manages to sneak in. But you have to be ready when it happens, you just can't run home and put your plane on charge, tomorrow will probably rain.

This is why you see a big turnover in trickle chargers at the hobby shops. ACE R/C has a neat little unit in a small white box with selective switches and indicator lights that can be put in your chargers transmitter and receiver lines with very little trouble, if you follow the instructions. The instructions are very clear and complete, but if you should have any problems you can always ask some of us experts(?) out here, we'll be glad to help. "Pass me the solder Igor."

This unit, or any other type, can be switched to trickle charge after you give it a full charge first. This is great for having an airplane ready to fly winter or summer- anytime! It can be left on indefinitely, it won't hurt the batteries at all, but you should still cycle the batteries every month or two, just to be on the safe side.

Just as a footnote to last month's column, I've been reading the instructions first and going over the plans for my Great Planes Super Skybolt. It gives the option of one servo for the ailerons or two servos if you plan to put ailerons on both wings.

I took one look at the thickness of the wing and said..."oh, oh!" There was barely room for the servos themselves. Where were the mounts suppose to go?

Well, Great Planes had designed a neat and tidy installation for that servo. They put in the cover screw mounts and that was all, they installed the servo on the cover itself. A 1/16 inch ply cover with basswood arms glued to it's surface for the servo to be mounted on. Remove the cover, you remove the servo also, pretty neat. I will more than likely add small triangles of ply to the

basswood for more support, just to be safe, if there's room.

How's your soldering? Having problems or does it just flow neatly just as you want it to?

Hah! I know how to solder and it still doesn't always flow neatly for me. It usually comes down to something I forgot to do or I was in a hurry and didn't think I needed to do it.

Well, here's my suggestions anyway. If its wire for servo leads, use a pencil iron of about 25 - 37 watts. Anything higher than that could cause your trimmed leads to become awfully long, that insulation will back up faster than you think.

Start by trimming the insulation off the wire carefully, then "tin" the lead by heating the wire end and letting solder run into it.

Before you join both pieces of wire, slip some appropriate size heat-shrink tubing over one wire, solder the wires together, then slide the heat-shrink tubing over the joint and use your heat gun to shrink it tight. This is much better than taping it which will eventually loosen. If you're soldering a whole harness of more wires, slip a piece of heat-shrink tube big enough to cover all wires on first. Then add the small pieces for the individual wires. Solder your joints, heat-shrink them with the small pieces, then slip the larger heat -shrink over the whole thing and shrink it tight with your heat gun.

If you're preparing to solder your landing gear or a wye for the split elevator, clean the area to be soldered with alcohol very thoroughly, including the wrapping wire.

Take some fine sandpaper and sand all pieces to be soldered, including the wrapping wire until they shine completely...all over. Wrap tightly, and flux and use silver solder if you want strength. Do not omit the wrapping wire! Solder does not have the strength of brazing or welding, it needs that support.

Now heat the area to be soldered with a soldering gun or propane torch, don't over do it! Just heat till the solder runs over that area when it is applied to it. Make sure the other side is done also. Don't play with it because eventually you'll screw it up if you do.

After it cools, wash the flux residue off with alcohol again. Remember, the work must be clean, wash, sand, wash again. Heat alone won't do it!

Good Flying

Harry



Skymasters Swap Shop

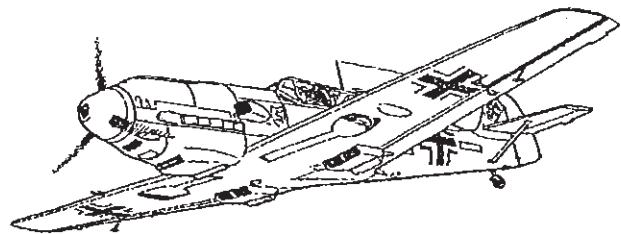
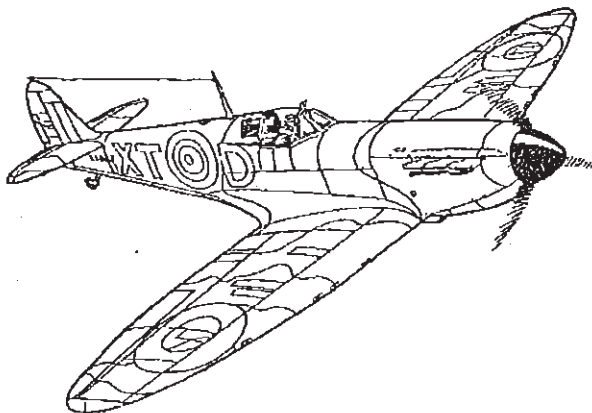
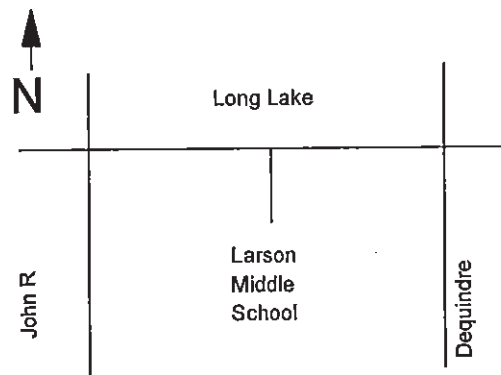
Join the Skymasters Radio Control Club for
our annual Swap Shop on :

Wednesday 28th February 1996

Table set-up - 5PM, general entry - 6PM

Larson Middle School
Long Lake, east of John R., Troy

- * \$3-00 Admission includes :
 - Door prize ticket.
 - One free table (first come - first served)
- * Refreshments available.
- * 50/50 drawing.
- * Raffles drawn throughout the evening.
- * Please remember - no smoking in the school buildings.



For more information call Gary Walling on 810-299-4654

Admission: \$3.50

The Greatest Swap Shop In the Midwest!!!
5 HOURS OF ABSOLUTE SWAP MADNESS!!!
HASTINGS, MICHIGAN

SWAPAGANZA '96

Sunday, February 11
10:00 am to 3:00 pm

A HOBBYIST DREAM

Vendors from across the MIDWEST!
Factory representatives selling direct
BUY, SELL, TRADE DIRECT!
New and used items
R/C airplanes, cars, boats, trailers, dolls, toys,
tools, accessories, used items and much MORE!
No commissions paid to houses!
NO MIDDLEMAN!
DOOR PRIZES, RAFFLE PRIZES, REFRESHMENTS.



BARRY EXPO COMPLEX
5778 N MIDDLEVILLE ROAD
HASTINGS MI 49058
616-458-2739

NORTH AMERICAN MODEL ENGINEERING EXPOSITION



APRIL 27th-28th 1996 YACK ARENA 3131 3rd ST.
WYANDOTTE, MICHIGAN
SAT. 9:00AM-6:00PM SUN. 9:00AM-4:00PM



100'S OF PRECISION OPERATING SCALE MODELS
HOT AIR ENGINES GASOLINE ENGINES STEAM ENGINES
EDUCATIONAL DEMONSTRATIONS AND SEMINARS
BOAT-AUTOMOTIVE-AIRCRAFT-MILITARY-RAILWAY MODELS
MODEL MACHINE TOOLS-CONSTRUCTION EQUIPMENT
MODEL RELATED VENDORS-100'S OF EXPERT MODEL BUILDERS

SPONSORED BY THE NORTH AMERICAN MODEL ENGINEERING SOCIETY
FOR ADDITIONAL GENERAL INFORMATION CALL 313-464-6217
EXHIBITOR INFORMATION CALL 310-231-9610
VENDOR INFORMATION CALL 313-981-4973

Flint's R/C SWAP MEET

OVER 150 TABLES AVAILABLE Admission Fee \$ 3.00, 12 and Under - \$ 1.00 DEALERS WELCOME

February 4, 1996
Sunday 9 am - 2 pm
Location: Flint Baker College
1050 W. Bristol Rd.
Flint, Michigan
See map below

Little Caesars Pizza and Salads are available

- Airplanes
- Kits
- Boats
- Cars
- Gliders
- Helicopters

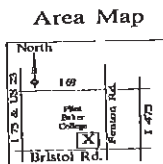
Radio Raffle
50/50 Drawing
Free Door Prizes

D&J Electronics will be doing TX Narrow Banding and upgrades with RCD/Hitec equipment for purchase.

WIDE SCREEN TV with R/C Videos provided by CHAMBERS TV / RADIO of Flint.

Advanced Table Registration \$ 1300
(If received by January 27th) \$ 1500 at the Door
(Includes One Admission per Table)

For Advanced Table Registration Mail Check To:
Geard Klirk
The Flying Aces R/C Club
1152 N. McKinley Rd.
Flint, Mich. 48433
810-659-1323
Setup 100 in - Transport Table will be set up and stored in the room at no charge. Check payable to The Flying Aces R/C Club



Sponsored By:
The Flying Aces R/C Club
Swartz Creek, MI.
GENERAL INFORMATION:
Steve Polen 810-635-9392
5280 Birchcrest Dr.
Swartz Creek, MI 48473

MID-MICHIGAN Radio Control Model SWAP MEET



Feb. 18, 1996
Sun. 9 am. to 3 p.m.
Location: Baker College
Gute St.
Owosso, Michigan
Ample parking

★ SWAP ★ SELL ★ TRADE

- HELICOPTERS
- AIRPLANES
- KITS
- BOATS
- CARS

Raffle Plane Will Be Given Away at 3 p.m.

New Addition This Year!
D.&J. Electronics of Howell, MI, will be here to check out your radio's for you, Gold Sticker, etc.

Admission - \$3.00
17 & under - \$1.00

Tables - \$12.00 Make Checks Payable to: Chesaning Area R/C Club

All Tables MUST be paid in advance by no later than January 31st, 1996 or your reservations will be void. THIS SHOW IS ALWAYS A SELL OUT! FIRST COME - FIRST SERVE!



GREAT FOOD!!!!

SPONSORED BY
CHESANING AREA R/C MODELERS
For Table Reservations Call

Paul Binkley
P.O. Box 155
Montrose, Michigan 48457
Ph. 810-639-2711 after 5 pm. E.S.T.
See Map On Reverse Side