



Academy of Model Aeronautics

Chartered Club #970
5 Year Gold Leader Club

Skypwriter



Great job at Involvement Day!! Thirty eight Skymasters turned out to give back to our park. Thanks everyone!

(Lots more pictures next month - Pete)



2007 Club Officers & Appointees...

| | | | | | |
|-------------|----------------|--------------------|-----------------|-------|--------------|
| President: | Joe Hass | 1142 Brunswick Dr. | Rochester Hills | 48309 | 248-321-7934 |
| Vice Pres: | Paul Zabawa | PO Box 138 | Metamora | 48455 | 810-678-3332 |
| Secretary: | Dave Wendt | 4549 Sedona | Clarkston | 48348 | 248-969-8738 |
| Treasurer: | Joe Rubinstein | 155 Cayuan | Lake Orion | 48362 | 248-693-4265 |
| Editor: | Pete Foss | 562 Tanview Dr. | Oxford | 48371 | 248-236-0676 |
| CFI : | Ron Sokacz | 40714 Matlock | Sterling Hts | 48310 | 586-977-1404 |
| State Park: | Bill Stark | 1010 E. Clarkston | Lake Orion | 48362 | 248-693-8639 |
| Membership: | Gary Weaks | 2512 Red Fox Trail | Troy | 48098 | 248-540-8358 |

PRESIDENT'S MESSAGE...

BY: Joe Hass

IT'S A GREAT TIME TO BE A SKYMASTER!

I write this coming off the Toledo show and an exciting month. The April issue of Model Aviation had our article on our work with the Tuskegee Airmen. The emails were phenomenal in praise of the Sky-masters honoring Lt. Col. Jefferson. Even more exciting was the number of people who came up to me at Toledo to congratulate us personally.

What really surprised me was the number of people who picked up of the way we run our meetings. They wanted a lot of details on how we could possibly have two meetings a month, with programs, and not have complaining or bickering. Even a major magazine editor wanted every detail he could get. We are really unique.

At last count we have 164 members so far this year. We haven't gotten into flying season yet. We ended 2006 with 165. Now that is growth. In fact, we are looking for more instructors. Contact Ron Sokacz if you are interested. Our financial position continues to be strong not only because of the increase in membership but the continued generosity of so many members.

Speaking of generosity, 38 Skymasters gave up their beautiful Saturday to help out Bald Mountain Park. A lot of major tasks were handled to help the park function for another year. Ranger Bob Reamer really appreciated all we did.

Steve Fredericks, Marv Middleton and Bill Stark took on the major task of changing the tires on the tractor to put it back into service. Prior to that Al McGee and Marv worked on resolving a starter issue. As soon as the tractor was available Mark Smith spent a Sunday working the road to get it into shape by grading and recapturing the gravel, saving us \$1,600.00 in costs. The field is looking great as well.

Like I said, IT IS A GREAT TIME TO BE A SKYMASTER!

We finished April with a great presentation by Doug Fischer of Loctite on thread lockers, CA and Epoxy. Thanks to Fred McConkie for making those arrangements.

Coming up on May 9 we will share the evening with Dick and Eric Watz. Dick writes a column for RC Report. Eric has a very interesting technique for film covering. This will be an informative meeting. Bring a friend! As you know everyone is welcome.

On May 23, we will meet at the field for our annual Field Opening Party. Of course the field never closes and it is a work party but the work load should be light and food and beverages will be supplied. Come out early, bring a few garden tools, brooms, leaf blower, etc. and a plane to fly. We should have a good time.

Al McGee has ordered fuel and should have plenty extra for those that didn't order. Every attempt was made to get exactly what you needed. Al will let us know when the fuel arrives.

Greg Brausa had the idea for "Toledo Treasures" to share all the great finds we came home with from Toledo. I will mark that down for next year. Greg and son Chris went to Muncie for an IMAC judging, practice and trimming session. We are almost finished with the Aeroworks Extra 260. We will need a lot of help as this is the first big gasser I have worked with in a long time.

The Chet Brady Float Fly scheduled for Saturday, May 19 has been moved to Bald Mountain because they are working on the dam at 7 Lakes. I will not be able to take calls on May 19 as I will be tied up with work all day.

(Continued on page 3)

THREE IMPORTANT THINGS!!!!!!**TRANSMITTER IMPOUND AND SPREAD SPECTRUM SYSTEMS**

(1) With the new spread spectrum technology and an ever growing membership we need to follow the rules for transmitter impound. Transmitters must be placed in the impound when not in use. Frequency pins must be used for ALL transmitters, even the Spread Spectrum and Skymasters cards must be in the impound rack. Please limit your flight time if there is a crowd.

(2) With the wide variety of flying being done please be courteous and use common sense. If you fly 3D and others are flying get a spotter. Don't pull vertical through a bunch of students doing the patterns. All maneuvers should be centered on the runway (including helicopters), not up close to the flight stations. **SAFETY, COMMON SENSE AND COURTESY MUST BE THE GUIDE!**

(3) Many of you have purchased new nickel metal hydride or NiCad batteries for your transmitters and receivers. Remember that to properly charge them you must charge at a rate of at least 10% of capacity. That means if you have a 600 milliamp hour (mAh) pack it should be charged at a rate of at least 60 mA. Take a look at the charger that came with your radio system to see what the charge rate is. It is very easy to buy batteries that have capacity of 1000 mAh or even 1500 mAh that are exactly the same size as the 500 mAh pack. The problem is that the 1500mAh pack will NEVER charge correctly unless it is matched to the proper charger. See one of the veterans for more information

The officers will be working on a number of issues at our next meeting. Hopefully the schedule of events, sponsorship for our events and a few other problems will be resolved soon.

See you at the field.

Joe Hass

Please welcome our new members to the club this month:

Brandon Bartz
 James Blaisdell
 Hans Bolte
 Robert Crawford
 Ken Czerwinski
 Kyle Dorosz
 Craig Dugas
 Robert Kenyon
 Patrick Norton
 Michael Nowakowski
 Allan Overton
 Rick Stanfield
 Jason Walsh



For Sale
Real Flight G2, with volumes 1-5.
"Mike Zimmerman" <cuban8@hot-shot.com>



Skymasters R/C Club
We'll Teach you to fly!
Join the Skymasters Radio Control Club for an R/C Aircraft Event

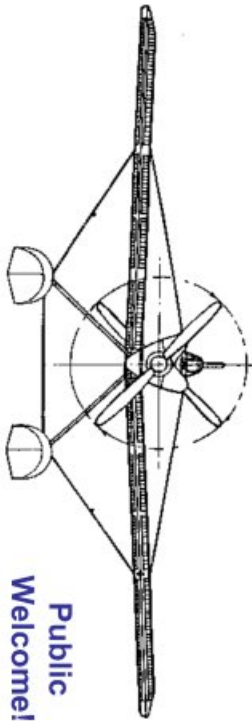
Chet Brady Memorial Float Fly

Saturday May 19, 2007

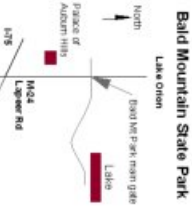
Bald Mountain Recreation Area

Event Flying starts at 10am

Note Location Change!!!



Flying open to AMA members. 94dBa at 10 feet enforced.



- Lots of Parking
 - Refreshments available at event
 - Toilet located at field
 - Great chance to see this exciting hobby!
- Main Park entrance is on east side of M24 about 5 miles north of the Palace of Auburn Hills, between Silverbell and Waldon. Follow park road to Trout Lake beach area.
- All cars need annual/daily State Park sticker – available at event.

For more information call Joe Rubinstein 248-693-4265
Visit our website at www.skymasters.org



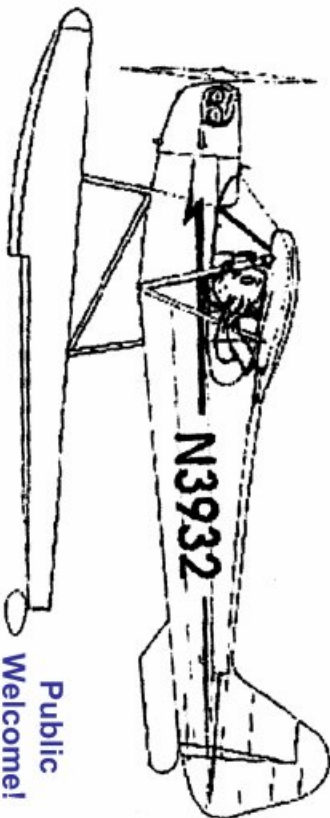
Skymasters R/C Club
We'll Teach you to fly!
Join the Skymasters Radio Control Club for an R/C Aircraft Event

Bald Mountain Float Fly

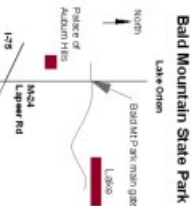
Sunday May 20, 2007

Bald Mountain Recreation Area

Event Flying starts at 10am



Flying open to AMA members. 94dBa at 10 feet enforced.



- Lots of Parking
 - Refreshments available at event
 - Toilet located at field
 - Great chance to see this exciting hobby!
- Main Park entrance is on east side of M24 about 5 miles north of the Palace of Auburn Hills, between Silverbell and Waldon. Follow park road to Trout Lake beach area.
- All cars need annual/daily State Park sticker – available at event.

For more information call Dave Wendt 248-703-2318
Visit our website at www.skymasters.org



Skymasters R/C Club

We'll Teach you to fly!


Join the Skymasters Radio Control Club for an R/C Aircraft Event

Electric Fly!

Saturday June 2, 2007

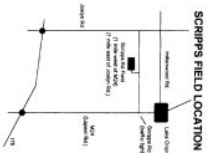
Bald Mountain Scripps Road Field

Event Flying starts at 10am



Electric Powered Aircraft Only!
From slow flying 'park flyers' to full aerobatics and scale
Come see what electric power can do today!

Flying open to AMA members. 94dBa at 10 feet enforced.



- SCRIPPS FIELD LOCATION**
- Lots of Parking
 - Refreshments available at event
 - Toilet located at field
 - Great chance to see this exciting hobby!
- Flying field is located within the Bald mountain recreation Area, about 5 miles north of the Palace of Auburn Hills on Scripps Road between Lapaeer Rd (M24) and Josilyn Rd.
- All cars need annual/daily State Park sticker – available at event.
- No Landing Fee
Pilots Prizes!

For more information call Pete Foss 248-236-0676
Visit our website at www.skymasters.org



Skymasters R/C Club

We'll Teach you to fly!

Join the Skymasters Radio Control Club for an R/C Aircraft Event

Student Night & Pot Luck Dinners

Every Wednesday from Memorial Day to Labor Day

Bald Mountain Scripps Road Field

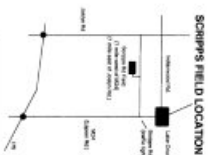
Rain or Shine! "We always eat, we sometimes fly!"

Student Night:
Instructors available all day (weather permitting)
Open flying – with priority to student flights



For those participating we ask that you:
Bring something for the grill – enough to feed you and your guests
Bring a dish to pass (see note)
Bring your own (non-alcoholic) beverage
We eat at 6pm – rain or shine!

94dBa at 10 feet enforced.



- SCRIPPS FIELD LOCATION**
- Dish to pass. Don't know what to bring?
- Each week a board will be up listing supplies needed – from plates to condiments, charcoal, etc. Pick one of the needed items to bring instead! *The potluck is sustained by those participating with no expense to club.*
- Flying field is located within the Bald mountain recreation Area, about 5 miles north of the Palace of Auburn Hills on Scripps Road between Lapaeer Rd (M24) and Josilyn Rd.
- All cars need annual/daily State Park sticker – available at event.

For more information call Charles and Dairdre McGlothlin 248-364-4194
Visit our website at www.skymasters.org

Date: Wednesday April 25th , 2007

Location:Larson Middle School

Attendance: 51

First time attendees:

Bob Crawford – was into RC 35 years ago and is looking to get back into the hobby.

Pat Norton – Built a couple of electric gliders, and is ready to get into powered flight.

Mike Yocum – Bought a Horizon P51 trainer.

Bill Shay – Interested in new flight and was at the Toledo Show last week.

Fred Engleman – Interested in starting into the hobby.

Jim Brad – Interested in returning to the hobby after 30 years.

Field Update – The tractor is now running thanks to Marv Middleton and Steve Fredericks. Mark Smith did a lot of work on the road and Al McGee delivered wood chips.

Club President Joe Hass shared a letter sent to the Skymasters club from the AMA executive director Jim Cherry. The letter mentioned how impressed Jim was with our club and the efforts put into the article on the Tuskegee Airmen.

Guest speaker: Doug Fisher from Henkel-Loctite: Thread lockers and how they work.

Doug Fisher works with the industrial group. Loctite also has a consumer group but the presentation was designed to be more of a tutorial on how the products work. Doug started his presentation with tread locker number 262, which is a general purpose thread locker. Thread locker number 262 meets the needs of 80% of the jobs which require thread locking. This thread locker cures from the absence of air and the presence of metal ions. It's called anaerobic curing. The neat thing about the way this cures is that it will not cure as long as there is air present and it has not come in contact with metal. So an important thing to remember is not to touch the tip to metal because it will contaminate the bottle.

What do the different colors mean? Number 222 is purple and it's for small screws. It's a low strength product. Number 242 is medium strength . 2440 is Loctite that acts like it has the primer in it. Red Loctite is the strongest and it is good up to 300 degrees Fahrenheit. Purple Loctite will fixture in 10 minutes. If a primer is used with all varieties of Loctite, they will cure faster and on more types of fastener materials. How strong are these products? Purple has a break away torque of 53 inch pounds. Blue has a break away strength of 215 inch pounds. Number 2760 or Red has a break away of 325 inch pounds. Heat is really the only way to get red Loctite off. Loctite numbers 220 and 290 are wicking grade thread lockers. Wicking grade Loctite products are generally used on nuts that are already assembled.

Do not use normal thread locker on plastic. Normal thread lock will cause the plastic to crack. There is a special CA based product for plastics. Blind holes can be a problem for Loctite because it will trap air behind the bolt. The air will cause the Loctite to remain in liquid form. The best way to handle this is to fill the blind hole with Loctite, cover the bolt with Loctite and then thread it in. Primer is required for materials that won't trigger the cure. The primer is essentially just a trace amount of metal to kick off the curing process. Primer is good for 30 days. So priming can be done well in advance. Thread locker will also help prevent rust. Loctite is now available in stick form. Loctite also has a line of CAs and epoxies.

Show and tell:

Wade Wiley: Senior Telemaster an electric version converted back to GAS (*Sacrilege!* - Pete). The kit came with hardwood struts and Wade made some brass mounting pieces for the strut attachments.

(Continued on page 7)

Wade Wiley: Dinosaur kite. See the picture I can't explain (*Guess I better use that one - Pete*).

Pete Foss: A Vince Pettke build Arrow scaled down to a .25 size.

Pete Foss: Gemini ARF. Float plane. Robbe Roxi brushless motor with a 10 amp controller.

Dave Lange: 40 sized diesel he picked up at Toledo. He said he has some more tinkering to do with it, but it runs smooth.

Dave Lange: 60 sized Twist. Dave said the plane was a dream to put together. The plane has a Saito 100 four stroke..

Dave Turner: Somethin' Extra modified to look like a Hawker Tempest.

TheMysteryMan: SIG Peewee kit purchased in 1981. The plane is 4 lbs with a 56" wingspan.

Joe Hass: Andrew Jesky Extra. It's Chris' Birthday so this plane is now his.

Gift Certificate Winner – Chris Hass

50/50 winner - Joe Rubinstein \$27.00



UPCOMING SKYMASTERS EVENTS

Stony Creek Float Flying - Wednesdays Thru October

Stony Creek Metropark - 9:00 AM

Every Wednesday the weather allows. Come fly off water at Stony Creek Metro Park on Wednesday mornings. Flying from Winter Cove. Contact Jim Held for more info and to get on mailing list for cancellations.

[Starts Wednesday May 2 \(weather permitting\). Come join us!](#)

Skymasters Meeting - Wednesday, May 9, 2007

Larson Middle School. 2222 E. Long Lake Road, Troy - 7:00 PM

Dick Watz - author of the "Watz Scale" column in R/C Report joins us for the evening. A question and answer session about Aerodrome Models, starting a model company, writing a column or anything about modeling in general.

Chet Brady Memorial Float Fly - Saturday, May 19, 2007

MOVED to Bald Mt. Rec Area - 10:00 AM

Our first Float Fly Event of the year. It adds a whole new dimension when flying from water - it's also great to watch.

**** NOTICE: Location changed due to low water levels at Seven Lakes.****

****The Scripps Road Field will be closed for this event due to proximity to the Trout Lake location.****

Bald Mountain Float Fly - Sunday, May 20, 2007

Bald Mountain Recreation Area, Trout Lake, Lake Orion - 10:00 AM

The beach will be closed, and R/C float planes will take the place of bathers. Another fun day on a great float planesite. The Scripps Road Field will be closed for this event due to proximity to the Trout Lake location.

Skymasters Field Opening - Wednesday, May 23, 2007

Scripps Road Field, Lake Orion - 6:00 PM

FIELD OPENING PARTY - The field never closes for the winter, but how else can we celebrate the beginning of another flying season? Some cleanup and maintenance tasks to be done to get the field ready for spring... dinner at 6pm

Student Night and Potluck - Wednesdays Thru Summer - STARTS May 30th!

Scripps Road Field, Lake Orion - 10:00 AM

Every Wednesday thru Labor Day! Instructors available all day (flying dependent on weather conditions) - Potluck Dinner at 6pm Regardless of the weather! Bring meat (or other) for the grill, a dish to pass, and non-alcoholic beverage. "We always eat, we sometimes fly!"

Electric Fly In - Saturday, June 2, 2007

Scripps Road Field, Lake Orion - 10:00 AM

Come see what electric airplanes can do! The advances in technology make anything possible with electric. Any size electric powered airplanes ONLY.

Club Fun Fly - Sunday, June 10, 2007

Scripps Road Field, Lake Orion - 10:00 AM

Even if you don't fly you got to see this one! Beginner to Expert. Lots of FUN & EASY flying events.

Skymasters Summer Meeting - Wednesday, June 13, 2007

Scripps Road Field. Lake Orion - 8:00 PM

Summer meetings are short - following student night!

Skymasters Summer Meeting - Wednesday, July 11, 2007

Scripps Road Field. Lake Orion - 8:00 PM

Summer meetings are short - following student night!

Warbirds and Scale - Sunday, August 5, 2007

Scripps Road Field, Lake Orion - 10:00 AM

From P51's to Tiger Moths, Cessnas to Tomcats. There should be lots of variety in the air and on the ground. Come see the old Warbirds, Military and Civilian scale planes.

INSTRUCTOR NOTES

Well it's that time of the year again. Spring is upon us. For most of us, the coming warm days and gentle winds will bring us out of hibernation and out to the field. This is also the time that we begin our Student Instruction for the year. On this note, I would like to point out areas that all Instructors need to be concerned with:

- ◆ All Instructors are Sound and Safety Monitors. Do not hesitate to address these issues when needed.
- ◆ When enforcing Safety Rules, please be courteous but firm. It is better to have someone unhappy, rather than the cause of an injury to themselves or others.
- ◆ When enforcing Sound Rules, assure that our DB Level is maintained.
- ◆ When utilizing a Buddy Box or not, Instructors are to take full control of the aircraft in order to prevent:
 - ◆ Flying over the flight line
 - ◆ Landing in trees
 - ◆ Flying out too far
 - ◆ Damage or destruction of any aircraft while instructing our students in Take Offs and Landings (*We try but accidents do happen - Pete*)
- ◆ A Frequency Pin must be pulled at all times. This includes Spread Spektrum!!!
- ◆ Always monitor our new pilots and when necessary give immediate advice or assistance.
- ◆ Act as a "Spotter" when required.
- ◆ Instructors to enforce the Safety Rules that:
 - ◆ Only Pilots are allowed in the Pit Area and on the Flight Line. Children should not be playing in the Pit Area.
 - ◆ Spectators are not allowed on the field side of the fence
- ◆ The Instructor must control the pace at which each student progresses. As an example; do not start to teach "how to take off or land" when the student has not mastered good flight control. Encourage Students to be patient.
- ◆ It takes two (2) Instructors to sign-off a Student.
- ◆ **PLEASE GIVE NAMES OF SIGNED OFF STUDENTS TO EITHER GARY WEEKS OR RON SOKACZ.**

Ron Sokacz
Chief Flight Instructor



Ron Sokacz and Bill Dezur worked hard to feed everyone at Bald Mt. Involvement Day.



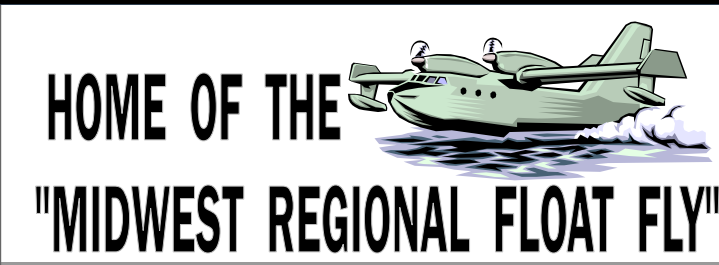
SKYMASTERS RADIO CONTROL CLUB OF MICHIGAN

Pete Foss
562 Tanview Dr.
Oxford, MI. 48371

Web site: www.skymasters.org
Email: newsletter@skymasters.org



PHOTOGRAPHY by
Greg Cardillo, Pete Foss and
Brad Lyon

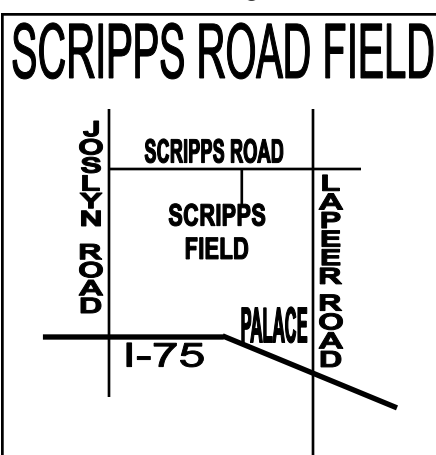


Skymasters Information.....

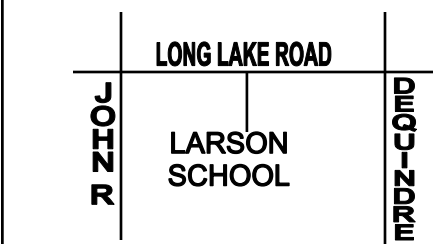
Skymasters field is located within the Bald Mountain State Park on Scripps Road (see map). State Park Permits are required and can be obtained from the Park Headquarters located on Greenshield Road or at club events. Flying is permitted from 10 AM to 8 PM. The noise limit for 2005 is 94 dBa at 10 feet—this noise rule is strictly enforced.

In the summer, Wednesday evenings are Student Nights and there are usually instruc-

tors around all night is also a pot luck buffet, bring something for the grill & a dish to pass. Meet the Instructors and arrange for more instruction time together on other days. Our Chief Flight Instructor is Ron Sokacz (586) 977-1404.



WINTER MEETINGS



the month at 8 PM . A great chance to fly and socialize. Winter meetings—September to May—are held at Larson Middle School (on Long Lake just east of John R—see map) on the second and fourth Wednesday of the month at 7:00 PM. Bring a model for Show and Tell, enjoy coffee with donuts and listen to the speaker of the evening.

The Skywriter newsletter is sent to members, local hobby shops, and other R/C clubs in the area and around the country. All contributions are welcome. Please send articles to the Editor. If you know of anyone who may be interested in R/C Aviation, please give them a copy of this newsletter or a copy of an AMA magazine. It may spark their interest!

From June to August, Club meetings are held at the field, on the second Wednesday of