

Chartered Club #970
15 Year Gold Leader Club

Skywriter



Krazy Snow Fly, December 31, 2000

In this issue:

President's message..... 2
 Photos 3
 Scale Tails..... 5
 Photos from Christmas party and Toy drive 6
 Prop Wash 7
 Swap Shop flyer..... 8
 Indoor flying flyer..... 9
 Special indoor session... 10
 Event Calendar..... 11



2012 Club Officers & Appointees...

President:	Dave Lange	2477 Trinity Ct.	Oxford	48371	248-969-3914
Vice Pres.:	Mark Smith	1955 Hopefield	Orion	48359	248-391-5970
Secretary:	Ed Saumier	2822 Benjamin Ave.	Royal Oak	48073	248-288-0619
Treasurer:	Bob Donohue	3323 Baldwin Woods	Lake Orion	48359	248-915-9791
Editor:	Paul Goelz	328 Powderhorn Ct.	Roch. Hills	48309	248-375-9461
CFI :	Roger Schmelling	688 Ashburnham	Auburn Hills	48326	248-321-7599
State Park:	Bill Stark	1010 E. Clarkston	Lake Orion	48362	248-693-8639
Membership:	Joe Rubenstein	155 Cayuga	Lake Orion	48362	248-693-4265

President's Message...

Happy New Year to everyone, I hope the holidays were kind to all!

I'll start the year off with a brief self introduction:

My father started me with rubber powered free flight kits at an early age, which in turn spread to glow powered free flight, U-control, and eventually R/C planes. In 1981 I accomplished my first solo R/C flight with a Goldberg MARK II Falcon 56, at the UFO's flying field in Union Lake. Later on that summer a poor glue joint in the wing failed, and my first car came along ... fast forward to 1996! In 1996 my neighbor Kevin Phillips, (1995 Skymasters president) re-introduced me to flying through the Skymasters club.

Float flying, fun fly, sport, and "unintentional" 3D are my main interests in flying, although I have a Hanger 9 Fokker DVII just begging to be assembled! A goal of mine is to participate with that biplane in the Skymasters scale event this summer! For powering aircraft, I am enthused with piston power; Glow two and four stroke, diesel, and hopefully gasoline four strokes to come in the near future.

Aside from the model airplane

hobby, I have been living in Oxford since 1987 and at my current address since 1995. Some additional interests include: Boating, Camping, Snowmobiling, and riding my beach cruiser bike. I am more than fortunate to be married to my understanding wife Laura, and blessed with one daughter, Kara.

Closing out 2011, appreciation is in order! Again, I would like to personally thank the previous board of Dan Stolz as secretary, Bob Donohue as treasurer, Neil Krohn as vice president, and Greg Cardillo as president, for their hard work last year. Also, special thanks are in order to Ron Sokacz as Chief Flight Instructor, Mark Smith as newsletter Editor, Randy MacInnes as Membership Chairman, Bill Stark as Contact to the State Park, and Greg Brausa for mailing and distribution of the Skywriter! Please take time to pay gratitude to this group, as they have worked very hard to make last year a successful season for the club. There are so many more contributors to mention, thanks to everyone not listed above!

Moving into the 2012

year, the Skymasters have an opportunity to earn decent compensation toward the land lease by helping the DNR at Bald Mountain on Saturday the 14th of January, 9am to 12pm. Please join in helping the DNR restore this fen ecosystem by removing glossy buckthorne. Look for upcoming information through E-mail and the Skymasters website.

We will be holding one meeting in January, and that will be on the 25th at Larson Middle School in Troy. Joe Hass has arranged for Model Aero to come visit with us to showcase their product line. Thanks Joe and Scott DeTray of Model Aero for this event to look forward to!

The 2012 BOD is busy scheduling suggested topics for upcoming meetings, and will post them via E-mail and website as the details happen to be confirmed.

Sincerely Yours,

David L. Lange, 2012 President



The "breakfast club", December 19

See page 5 for more details... and come join us if you can!




Indoor flying at Ultimate Soccer

See flyers (pages 9 & 10) for more details



Trees For Troops

December 2nd 2011



Scale Tails



By: Gary Weeks

January 2012

Welcome to the first edition of the Scale Tails column. Hello, my name is Gary Weeks (weaksgt@yahoo.com) and I have been building and flying radio controlled airplanes for 34 of my 49 years. When Paul Goelz was soliciting content for the *Skywriter*, I suggested a column devoted to scale techniques. He agreed to try it. We'll see how it goes.

My intent is to entertain while offering simple and fun tips that can bring back some of the originality to our hobby that was de-emphasized when ARFs became popular. I marvel at the many techniques that produce convincing scale appearance and flight, not only in scratch and kit-built planes, but also in ARFs. The intended audience here is not only the contest-oriented builder, but also the Sunday flyer who just wants to spruce up an ARF, in other words, all modelers. I hope that you will share your ideas and pictures with me as well and together we can produce realistic looking models.

This month's subject is camouflage, or more specifically, how they did it. I am completing a Gloster Gauntlet project started by Terry Overton, a Skymasters member who passed away in January of 2011. Born in England, he was partial to British aircraft (putting it mildly). To honor Terry, I decided to finish his model as he intended with the desert camouflage of 1940.

My research on the scheme unveiled many variants, not only in color and

design, but in technique. By that I mean; was the camouflage masked, or free-sprayed allowing one color to blend into the next? Most photos from that period show a rather sharp transition between the colors while most artists' renditions show a blended transition. I needed a tie-breaker. I followed some discussion threads on the subject on RC Universe and other web sites. I found several people asking the same question that I had. The most believable sources suggest that the Hawker and Supermarine companies at the time had re-usable rubber masks that were positioned on the aircraft. This makes sense; although they look random the Hurricane and Spitfire the camouflage designs actually followed strict patterns. Of course there were also field repairs and customization applied without masks as depicted in other photos from that period.

Not much information was available on the Gloster process. I started to paint the scheme with a mask. To me, the masking made the scheme too stark for a fabric covered biplane. So, I tried free-handing the pattern with my airbrush, but could not get the well-controlled look that airbrushes are known for. When all else fails, read the directions, that I could not locate. Back to the web for a look at the *Paasche* home page. I obtained a "how to" book from *Paasche* and learned that I was using the wrong tip and needle for the sharper control I was looking for. After a few practice sessions I was

on my way. I have included a picture of the rudder with the British desert camouflage using the non-mask technique.



As a side note, I stumbled upon a discussion of the pixilated camouflage that is popular on U.S. Marine uniforms. Turns out that this is not a manufacturing move, but rather the pixels make a more effective camouflage than the traditional "organic" shapes. I recently noticed a larger pixel pattern on a military truck with 2" pixels. I have not seen the pixel technique on any aircraft yet, but can it be far behind? Wow, won't that be hard to reproduce in 1/6 or any scale!

Until next month, "keep it real (looking)". -Gary

Editor's note:

You can reach Gary by Email at: weaksgt@yahoo.com

If you have photos or other scale project info to contribute, send it to the newsletter editor: paul@pgoelz.com

ON THE WING



SUPER SWAP

FEBRUARY 4, 2012
(see flyer in this issue)

Skymasters Breakfast

January 2, 2012
January 16, 2012

**9AM Everyone
welcome**

Red Olive restaurant
In the strip mall on
Walton
across from
Crittenton Hospital

Winter Indoor Flying!

Indoor flying
every Tuesday
from 11AM to 1PM

At
Ultimate Soccer
Opdyke and South Blvd
Pontiac, MI

(See flyers in this issue)

Next Skymasters Meeting **Wednesday, January 25, 2012** **7:00 PM**

Larson Middle School
2222 E. Long Lake Road
Troy, MI

Scott DeTray of Model Aero will be joining us.



Model Aero makes the popular Polaris, Aero Cat and Aqua Cat depron kits.

2011 Christmas Party

Our annual Christmas Party was attended by over 100 Skymasters and family members. A wonderful potluck dinner - coordinated by Fred and Edith Engleman had plenty of food for everyone. A visit from Santa with gifts for the kids, and some early Christmas gifts for some lucky pilots completed the evening.



Special thanks to Fred and Edith for coordinating the dinner, Carolynn Foss and Lori Timbs for their help as Santa's elves, to all that contributed the food, and helped in setup and cleanup. Special thanks to Jim and Michale Graff - and of course to Santa for keeping Skymasters on his flight plan for December.



Toy drive



over 40 gifts which were presented to the staff of Lighthouse.

The staff was very thankful for the support.

Thank you all for your generosity and Merry Christmas to the children of Lighthouse!

On December 20th, Skymasters and the Indoor Flyers collected toys and money for Lighthouse of Oakland County. Selected by Ultimate Soccer Arenas as their charity for the 2011 holidays, Lighthouse Path assists pregnant women and mothers - 18 and up - in completing high school, providing job assistance, and child care.

They currently have 121 children from infant thru age 16.

We collected \$1000 in cash, and



PROP WASH...



Joe Finkelstine

Hello all,

Paul Goelz, your fearless (because I'm new) newsletter editor here. The Prop Wash column is on temporary vacation while Joe is busy with home and work so I thought I'd hold the space for him by writing a few words about a subject that has interested me for a while now.

As I watch us all get older as the years go by, I am struck by the relative lack of young people entering the hobby. That makes me wonder why it is not as attractive to the next generation as it was to me when I started flying back in 1968.

For me, the attraction was simple... and a double whammy. I have been attracted to things that fly for my entire life.



Paul, approximately 1952

My father was a sailor and sailmaker, but he also built and flew hand launch gliders. Later on, he became a sailplane pilot and I followed in his footsteps and got my sailplane (and later my single engine) licenses.

Since I also have a lifelong fascination with things electronic and RF, RC models was a natural progression. My first RC model was a single channel escapement plane that promptly flew away (never found it). But after that, I built and flew a succession of RC planes and now helicopters. It was an easy and relatively inexpensive way of getting my "flying rocks" off. Full scale aviation was expensive even then and has become much more so now, so I fly models instead. It is ALMOST as good ;)

So that brings me to wonder why model aviation is not attracting a larger number of the next generation. Yes, there are young people entering the hobby. But not in sufficient numbers to support the clubs and fields long term. At least it doesn't look that way to me.

When I started flying, RC was almost cutting edge, and exciting. But I fear it pales by comparison alongside other modern technological marvels like the internet, video games and cellphones that you can carry in your pocket and use to communicate with someone anywhere in the world. Maybe our toy airplanes just don't have the pizzazz they used to? I'm sure any of you who have tried introducing RC models to kids has found that they are much more interested in how they crash than they are interested in how they fly.

So... How can we put that pizzazz back into model aviation and introduce it to a wider audience?

I'm interested in your suggestions for how we can gather in more of the next generation and help model aviation grow. I'm also interested in your individual stories, for publication.

You can reach me at paul@pgoelz.com

'Till next time,
Paul Goelz

SeaPlaneSupply.com

COMPUTER CUT FOAM FLOATS
ALL SIZES & SHAPES
MARK SMITH 248-391-5970

Skymasters

R/C Super Swap of Auburn Hills



Saturday, February 4th, 2012
Set-up time: 8am to 9am
Doors open 9am to 12 noon

Baker College of Auburn Hills
1500 University Drive
Auburn Hills, MI 48326



Take I-75 to exit 79 (University Dr) go west
¼ mile, campus will be on south side.

- \$10 a table
Inquire / Reserve in advance by E-mail: thesuperswap@gmail.com
Contact: Joe Hass 248-321-7934
- Dealers / vendors welcome
- \$5 entrance fee
- Over 60 tables available
- Food and refreshments available at the "Baker Bistro"
- All aspects of R/C welcome
- Visit our website: www.skymasters.org



**A special
thanks to:**



Of Auburn Hills



Skymasters R/C Club

In conjunction with Romeo Skyhawks,
Radio Control Club of Detroit,
Greater Detroit Soaring and Hiking Society

Winter Indoor Flying!

Tuesdays - November 1, 2011 thru March 27, 2012 *

Mondays - Martin Luther King Day and Presidents Day!

Thanksgiving and Christmas Week Holiday Sessions!

Ultimate Soccer Arenas - 867 South Blvd, Pontiac, MI

R/C Flying Schedule: **Tuesday Sessions 11am-1pm**

* No session on
December 27th

**54 hours of
Indoor Flying!**

MLK and Presidents Day
Nov 27th 12pm-4pm & Dec 26th 11am-3pm



365 ft by 260 ft Flying Area with 45 ft to 75 foot ceilings.

Concurrent 3D, Heli, Sport Flying in different areas of arena!

Temperature controlled, well lit. Restaurant on site.



2 Hour Session \$10 – Five Session Punch Card \$30

4 Hour Sessions \$15 (or 2 ‘punches’)

Pilots must show proof of AMA membership

Spectators Welcome – No admission charge!

Ultimate Soccer Arenas - www.ultimatesoccerarenas.com

**Season Pass
for \$100 includes
All 23 Mon/Tues Sessions
PLUS Holiday Flying!!**

For more information call Roger Schmelling 248-321-7599

Visit our website at www.skymasters.org



Skymasters R/C Club

In conjunction with Romeo Skyhawks,
Radio Control Club of Detroit, Greater
Detroit Soaring and Hiking Society
Join us for an R/C Aircraft Event

Martin Luther King Day Winter Indoor Flying!

Monday, January 16, 2012 11am – 1pm

Ultimate Soccer Arenas
867 South Blvd, Pontiac, MI

Flying area is 365 ft by 260 ft with 45 ft to 75 foot ceilings!
Ample space for concurrent flying of 3D, Heli, Sport Flying!



Temperature controlled, well lit. Restaurant on site.
Check our website for event status throughout the winter.



Single Session \$10 – Any Five Sessions \$30
Pilots must show proof of AMA membership
Spectators Welcome – No admission charge!

Season Pass \$100
All 25 Sessions!

Ultimate Soccer Arenas - www.ultimatesoccerarenas.com

For more information call Roger Schmelling 248-321-7599
Visit our website at www.skymasters.org

January 2012

SUN	MON	TUE	WED	THU	FRI	SAT
1	2 <i>BREAKFAST</i>	3 <i>INDOOR FLYING</i>	4	5	6	7
8	9	10 <i>INDOOR FLYING</i>	11	12	13	14 Buckhorn removal Bald Mountain 9-12
15	16 <i>Breakfast & INDOOR FLYING</i>	17 <i>INDOOR FLYING</i>	18	19	20	21
22	23	24 <i>INDOOR FLYING</i>	25 <i>Meeting At Larson</i>	26	27	28
29	30	31 <i>Indoor flying & Krazy Snow Fly</i>				



SKYMASTERS RADIO CONTROL CLUB OF MICHIGAN

SEE THE EXPANDED FULL COLOR ISSUE ONLINE

Paul Goelz
328 Powderhorn Ct.
Rochester Hills, MI 48309


Web site: www.skymasters.org
Email: newsletter@skymasters.org



PHOTOGRAPHY

by Fred Engelman, Greg Cardillo and Paul Goelz

HOME OF THE "MIDWEST REGIONAL FLOAT FLY"



Skymasters Information.....

Skymasters field is located within the Bald Mountain State Park on Scripps Road (see map). State Park Permits are required and can be obtained from the Park Headquarters located on Greenshield Road or at club events. Flying is permitted from 10 AM to 8 PM. The noise limit is 94 dBa at 10 feet—this noise rule is strictly enforced.

In the summer, Wednesday evenings are Student Nights and there are usually

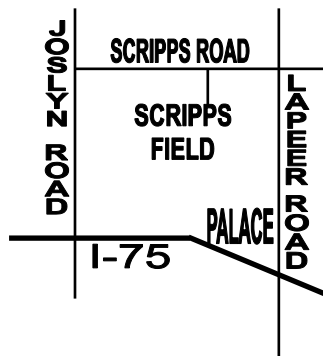
instructors around all day. Student night is also a pot luck buffet, bring something for the grill & a dish to pass. Meet the Instructors and arrange for more instruction time together on other days. Our Chief Flight Instructor is Roger Schmelling, 248-321-7599.

From June to August, Club meetings are held at the field, on the second

Wednesday of the month at 8 PM. A great chance to fly and socialize. Winter meetings—September to May—are held at Larson Middle School (on Long Lake just east of John R—see map) on the second and fourth Wednesday of the month at 7:00 PM. Bring a model for Show and Tell, enjoy coffee with donuts and listen to the speaker of the evening.

The Skywriter newsletter is sent to members, local hobby shops, and other R/C clubs in the area and around the country. All contributions are welcome. Please send articles to the Editor. If you know of anyone who may be interested in R/C Aviation, please give them a copy of this newsletter or a copy of an AMA magazine. It may spark their interest!

SCRIPPS ROAD FIELD



WINTER MEETINGS

