

May

Skywriter

2012



SKYMASTERS RADIO CONTROL CLUB

OF MICHIGAN

AMA Chartered Club #970

15 Year Gold Leader Club

www.skymasters.org



IN THIS ISSUE:

President's message.....	1
Scale Tails.....	3
Thank you Roger!.....	4
Horizon visit	5
IMAC flyer	7
Float Fly Flyer.....	8
Event Calendar.....	9
"In the bones" meeting	10
"Night Flying" meeting	.11
Cub Scouts Flyer.....	12
Indoor contest flyer.....	13
Electric FunFly flyer	14



From the President...

Hello, Skymasters!

April has been a busy month for us, starting with the Pre-Toledo visit with Horizon Hobby at Ultimate Soccer Arenas (see page 5). Approximately 120 showed up for the meeting that highlighted birthdays for Skymaster Bill Shaftmaster at 94 and Indoor pilot Bill Brown at 91 years of age. What a great story for both of these modelers, to still be as active in the hobby as they are!

After the birthday celebrations and light hearted camaraderie, Joe Hass presented both Roger Schmelling and Fred Engelman with an E-flite UMX Gee Bee R2. Roger and Fred put in many hours this past fall and

winter, making sure that our Indoor flying was a great time for all who participated.

The celebration was then turned over to Pete Bergstrom and the rest of the Horizon crew: Eric Johnson, Craig Greening and Jimmie Spaulding, all product managers for Horizon. Some of the highlights were the 30cc P-47D Thunderbolt, 20cc Tiger Moth, Albatros D.Va 25e ARF, and P-40B Warhawk 50 ARF from Hangar 9. E-flite also has a new Sonic Combat Module (something like laser tag) coming out that will work ideally with the Albatros D.Va WWI and S.E.5a WWI BNF by ParkZone. Some other highlights include a beautiful new Evolution 260cc 7 cylinder radial gas engine and the new Spektrum 18 channel radio. Horizon brought much more than I can

(Continued on page 2)

(Continued from page 1)

mention in this month's presidents message! I would like to thank Pete and the rest of the Horizon team for visiting us and giving out 80 plus E-flite caps! Thanks to Joe Hass for arranging the meeting held at Ultimate Soccer Arenas.

Midwest Regional Float Fly advertising at Toledo:

At the Toledo show a group of devoted Skymasters manned a booth in the upstairs swap to advertise our Midwest Regional Float Fly. David Turner had flyers printed to hand out, while Ed Saumier brought a DVD player and high definition monitor. Robert Dukelow (Duke), Bob Donohue, and Mark Smith worked the booth. The exhibit attracted positive response from those who have attended our float fly in the past, as well as individuals that were unaware of our event. It is our intent to promote the Midwest Regional Float Fly more aggressively this year, and I would like to thank Duke, Bob, Mark, Ed, and Dave Turner for their dedication to our fall classic!

Maintenance on Skymaster Kitchen Trailer:

Fred Engelman, Bill Dezur, and Steve Fredericks got together on April 16th to replace a bad coupling on the tongue of the trailer. The kitchen trailer was nearly impossible to use at the Midwest Regional Float Fly last fall. Please join me in thanking Fred, Bill and Steve for the maintenance work!

Float Flying at Stony Creek Metro Park!

Wednesday, May 9th at 9:00a marks the official start to the Skymasters flying season, and it's off of water! Jim Held is heading the efforts again this year, and flying happens every Wednesday 9:00a to 12:00 noon, weather permitting. The flying site is at "Winter Cove" in Stony Creek Metro Park. Help support the event and the park, purchase a 25.00 season pass today!

Bald Mountain Involvement Day!

If you have not already signed up, please do so! Fred Engelman will need to give the park officials an accurate head count for supplies needed to perform our task. If you do not know whether or not you can make it out till the last minute, come out anyway! The better the numbers, the easier it is for everyone. Thanks in advance for your participation!

Student Nights:

Student nights will be changing to

Thursdays from 3p to 8p. Only students will be allowed to fly during this time slot! Roger Schmelling is the Chief Flight Instructor (CFI) this year, and he is looking for more established pilots to join the flight instructor team this year. Please contact Roger if you are looking to contribute to the team this year! Roger's E-mail is rlsskymaster@att.net

Additional Recognition for Indoor flying Helpers:

Please join me in thanking Roger Schmelling, his wife Clare, Fred Engelman, Jack Edwards, Bill Stark, Marv Middleton, and all other Skymasters that put in a helping hand to make this a successful year of winter indoor flying! The venue is great, but the people making it happen are the reason for its great success!

A few odds and ends:

- Please remember that the DNR has requested that the gate be locked open during field use. There are two locks on the gate for the purpose of locking gate open.
- Please sign in when you fly, there is an aluminum contractor's clipboard located on the top shelf near the radio impound.
- When you renew your license plate tabs, please check the box for Recreational Pass. If you have renewed but missed checking the box for recreational pass, please stop in at the Bald Mountain Recreation Area ranger station and purchase one before entering the flying field. Support our state park system! ;-)

Until next month, be good!

Dave Lange, President, Skymasters

Bald Mountain Involvement Day

Time is getting close and **Skymasters' Involvement Day** is coming up fast, **Saturday May 5th** to be exact. Join us and give your support. One day is all we ask, but more volunteers are needed. New members, this is a great time to get to know us. The job this year is painting the Tamarack Cabins (2).

Wear your old clothes and bring cloth gloves if you have them. A couple of members are needed to direct the parking and shuttle workers back and forth.

One thing that would really help us out this year is to sign up ahead of time because there are painting supplies like brushes, rollers, paint trays, etc. that will need to be purchased and Andy Cole would like an accurate count of volunteers so that he does not over purchase these supplies. You will really help us out by going on line at involvementday@skymasters.org and registering (indicate painter or helper). You can also contact me at (248) 770-3239 or smw292jatc@hotmail.com

Fred Engelman

This month's column is dedicated to the "front office", a.k.a., the cockpit. Whether it is an open biplane or a tightly closed airliner, some of the interior is usually visible from the outside and can affect the overall look of your scale model. There are several choices to make here that depend on how much scale detail you decide to include on your model. Under AMA contest rules the interiors are judged in only some categories. However, in flight, if the pilot would be visible, there must be a pilot figure in the plane. Under IMAC rules, a 3D pilot figure and instrument panel must be visible. I agree with the use of a pilot figure for any scale airplane. They just don't look good in the air sans an occupant.

Cockpit depth is a decision you need to make early in the planning and construction of your plane. The "floor" of the cockpit will determine the placement of functional, but non-scale equipment such as servos and pushrods. Any full depth cockpit requires ample planning to accommodate all of the servos and other equipment. Sometimes compromises must be made. Such a compromise provided a functional benefit to me in my T-28. In the photo of the cockpit, you can see that the model's fuel tank is slightly visible near the pilot figure's feet. This allows me to check my fuel consumption after each flight and does not detract much from the scale appearance.

Instrument panels are a big feature of the interior. Many kits and pre-

fabricated panels are available. Some can be pricey. There are several easy and fun ways to construct a panel. The easiest is to find a picture of a suitable instrument cluster on the internet. Print it out at the appropriate size for your model. Paste it to a balsa backing and you have a nice 2-D panel to bring an otherwise bland interior to life.



Author's T-28 cockpit detail

If your model has a highly detailed exterior, then you may want to consider a 3-D instrument panel with bezels, knobs and switches. I have found a quick way to punch out bezels and lenses for instruments; It starts with Creatology™ brand adhesive backed foam available from most craft stores. It is available in black and 1/8" thickness. Using sharpened brass tubes of various sizes and a hammer, I can punch out bezels and lenses quickly. The self adhesive backing makes assembly easy. However, I always add a touch of glue to make sure it stays in place, especially with a glow or gas engine. I like to use Formula™ 560 aliphatic canopy glue because it dries with a colorless matte appearance and does a nice job with plastic, metal and wood.



Author's Gauntlet 3-D instrument panel next to a photo of the actual panel.



Punching out bezels using a brass tube.

Of course when you are collecting instrument pictures to place in your model, be consistent with the aircraft's period. You don't want colorful instruments and things like a GPS in a WWI cockpit!



David Turner's Sopwith Triplane

I have to share a fun personal story with you. The prototype that I selected for the color scheme on my T-28 is kept at the Pontiac Airport. Having met the pilot/owner we got the planes together for

(Continued on page 4)

(Continued from page 3)


some photos. Later, I had the thrill of a lifetime as he took me up in the full-scale T-28 and let me control it from the back seat. In the pre-flight, he explained the emergency procedures which included the emergency stop button for the electric sliding canopy. This was a prominent button on the face of both instrument panels which I proudly pointed out was included in my model. Although, until that day I did not know the purpose of the big red button!

Until next month, "keep it real (looking)".

Gary Weeks

You can reach Gary by Email at:
weaksgt@yahoo.com

At the Field



A note from Roger Schmelling

I have been appointed Chief Flight Instructor for this year and was wondering if there are any members that have been flying for a while and would like to give back to the club and try instructing? I find it very rewarding to help students.

There seem to be quite a few new students this year and we could always use some help.

We will be training all day on Thursday with open flying. Our dedicated STUDENT night will be Thursday from 3-8pm. Only STUDENT aircraft will be flying then.

We can train any time that the weather is decent, so if you are unable to come on Thursday there

are 6 other days that students may want help. If some other day is better for you, that's OK. Some may be able to help only on week ends.

On student night we may also need some ground school help. If anyone would like to help with that, or as a step to instructor that would be great also.

We presently have a fine group of instructors but it takes several to cover the many hours that our field is open, so there is always room for more.

If anyone would like to help out with our students PLEASE contact me by e-mail, phone, at a meeting or at the field.

Thanks.


Roger Schmelling

248-321-7599

rlsskymaster@att.net

With the 2011—2012 indoor flying season just concluded, we'd like to take this opportunity to give a BIG THANKS to Roger Schmelling and Fred Engelman for running things at Ultimate Soccer.

THANK YOU ROGER and FRED!





**April 11th Skymasters meeting at Ultimate Soccer
With a visit by Horizon Hobby Distributors**

Continuing an annual tradition, for the 4th year Pete Bergstrom and a team from Horizon Hobby paid a visit to the modelers of southeastern Michigan on Wednesday April 12. The get together was held at Ultimate Soccer Arenas in Pontiac, MI. 126 modelers from 15 different clubs, some traveling over 100 miles joined the festivities.

After recognizing local notables including Ken Myers (Goldberg Award winner and editor of the Ampeer electronic newsletter), John Hoover (owner of Flight Line Hobby) and Mark Freeland (owner of Retro R/C) the meeting began. The first order of business was to thank the staff at Ultimate for another great year of indoor flying. George Derderian and Tom Korpela received a case of wine from the Skymasters to share with their staff. George thanked the modelers who made each week enjoyable. George also mentioned the fact that indoor free flight was now using the facility and a major indoor free flight event was scheduled for Sunday May 6.



Next up was to recognize Roger Schmelling and Fred Engelman for their efforts to run the weekly indoor R/C sessions. On average, 83 modelers were present each week to fly inside during the winter. That number is larger than many major contests! Roger and Fred managed everything professionally at each session. Roger and Fred each received a new Horizon Gee Bee for their continued dedication.

What followed was a surprise to everyone including 2 special individuals. Joe Hass started to list the parallels of these two active aeromodelers even including the fact

that while they both had different given names we called them the same name. Then they were addressed as nonagenarians (people in their 90s). Joe called 94 year young Skymaster Bill Shaffmaster and 91 year young Midwest R/C member Bill Brown Sr. to the front of the room. Each was presented with an aviation themed birthday cake and a rousing chorus of "Happy Birthday" was sung in their honor. Both men still fly R/C.

But the festivities were not over. The Skymasters had a few more things for their special guests. Each man was presented with a T



Shirt with **"I AM A NONAGENARIAN DON'T MESS WITH ME"** printed on the front. Then a series of

innovative new products were test marketed. They included a P.E.D. (Pharmacological Enhancement Dispenser - a pill box), a V.S.D. (Vertical Stabilization



Device - a cane with a rear view mirror, rabbits foot and reflector) and a S.T.T. (Spektrum Transmitter Tray - a walker equipped with a transmitter tray). For real gifts Horizon provided a

coffee mug, knee board and a very professional folding chair with their names printed on the seat back.

(Continued on page 6)



With the celebrations over Pete Bergstrom and his team reviewed the aircraft and engines that would be at the Toledo show. There was a wide variety of large and small gas, glow and electric aircraft as well as new offerings from the combined efforts of Horizon and Zenoah.



The break allowed everyone to get up close to the new products as well as enjoy the birthday cake. The Balsa Bugs and Cloudbusters brought a series of rubber powered aircraft and did an indoor free flight demo at one of the unused soccer fields during this time.



Upon reconvening, Bergstrom took a variety of questions from the crowd. He had a few questions for the group too, checking to see trends in the marketplace.

A raffle was the next item on the agenda. A Retro R/C Phantom Flash indoor rubber powered kit was won by Skymaster Jim Held. Jim has plenty of time to build and trim his aircraft before the event on May 6. There is a special novice category formulated around the Phantom Flash.

Horizon had the last surprise as Pete Bergstrom generously passed out over 80 E-Flite hats to the audience. (*see photo, previous page*).

This annual event gets everyone ready for the weekend at the Weak Signals R/C Expo. Special thanks go to Horizon Hobby for their generous commitment to the modeling community in Michigan.

Joe Hass



Skymasters R/C Club

We'll Teach you to fly!

Join the Skymasters Radio Control
Club for an R/C Aircraft Event

IMAC at Skymasters

Flying and Judging Seminar

Saturday-Sunday May 19-20, 2012

See map for classroom and flying field location



- Instruction for Basic and Sportsman pilots in flying and judging a sequence
- Advice on plane setup and radio programming

Saturday 9:00AM – classroom training

Saturday afternoon – flying and judging practice at field

Sunday 10:00-2:00 – additional flying and judging

For more information call Ken Gutelius 248-892-2943

Visit Skymasters website at www.skymasters.org

and the IMAC website at www.mini-iac.org



Skymasters R/C Club of Michigan
"We'll teach you to fly!"

**Join the Skymasters R/C Club for
a spring Float Fly classic!**

Chet Brady Memorial Float Fly

New day and location!

Flying starts at 9am - Sunday May 20th, 2012 at
Bald Mountain Recreation Area, Lake Orion MI



- Public welcome!
- \$3 Landing fee for participating pilots
- Flying is open to members of the AMA
- Plenty of parking
- Refreshments available during event
- Restrooms onsite
- All motor vehicles require a Recreational Passport available at Michigan Secretary of State, or DNR

**For more information contact: Joe Rubinstein 248-693-4265
or visit our website for location and map at: www.skymasters.org**

May 2012

SUN	MON	TUE	WED	THU	FRI	SAT
		1	2	3	4	5 Bald Mountain Involvement Day (Scripps field closed 9AM—2PM)
6 Indoor free flight contest at Ultimate Soccer 9AM—5PM	7	8	9 Stony Creek Float Flying	10	11	12 Cub Scout "Everything Airborn" event at Camp Rotary
13	14	15	16 Stony Creek Float Flying	17	18	19 IMAC pilot & judge training at Scripps (shared use) Watts over Wetzel (RCCD)
20 IMAC pilot & judge training at Scripps (shared use) Chet Brady Memorial Float Fly Watts over Wetzel (RCCD)	21	22	23 Stony Creek Float Flying	24	25	26
27	28	29	30 Stony Creek Float Flying	31		

2012 Club Officers & Appointees...

President:	Dave Lange	2477 Trinity Ct.	Oxford	48371	248-969-3914
Vice Pres.:	Mark Smith	1955 Hopefield	Orion	48359	248-391-5970
Secretary:	Ed Saumier	2822 Benjamin Ave.	Royal Oak	48073	248-288-0619
Treasurer:	Bob Donohue	3323 Baldwin Woods	Lake Orion	48359	248-915-9791
Editor:	Paul Goelz	328 Powderhorn Ct.	Roch. Hills	48309	248-375-9461
CFI :	Roger Schmelling	688 Ashburnham	Auburn Hills	48326	248-321-7599
State Park:	Bill Stark	1010 E. Clarkston	Lake Orion	48362	248-693-8639
Membership:	Joe Rubenstein	155 Cayuga	Lake Orion	48362	248-693-4265

Newsletter Submissions
Please send all articles, photos
and announcements to the
Skywriter editor at:
newsletter@skymasters.org
Deadline is the 20th of each
month.

The Skywriter newsletter is
published monthly by the
Skymasters Radio Control Club
of Michigan
www.skymasters.org

Photos from the
Regular Meeting March 28th, 2012 at Larsen
Themed "In The Bones"



Photos from the
Regular Meeting April 25th, 2012 at Larsen
"LED lighting" (Fred Engelman photos)



Attention Skymasters

Volunteers are needed for this cool all day event. Aircraft are needed for static display as well as small aircraft for safe demos in limited space. The camp is located at 20505 29 Mile, in Ray Township. If available, please contact:

Bill Dezur

Home 586-739-7124

Cell 586-321-7859

Chippewa District Spring Fun Day

<http://chippyblog.org>

CHIPPEWA DISTRICT SPRING FUN DAY 2012



**EVERYTHING AIRBORNE
MAY 12TH AT CAMP ROTARY**

QUICK FACTS

What?
Cub Scout Spring Funday

When?
Saturday May 12th

Where?
Camp Rotary

Who?
Cub Scouts

Cub Scout Spring Fun Day Activities

1. Rubber Band Planes
2. BB Guns
3. Water Rockets
4. Cabertoss
5. Space Derby
6. Kites
7. Badminton
8. Parachute
9. Frisbee
10. Flying Skippy's
11. Toilet Seat Pitching
12. Archery
13. Angry Birds
14. Marshmallow Shooter
15. Tabletop Catapults
16. RC Airplanes
17. Model Rockets
18. Pinewood Derby



Bring your entire family to this fun and exciting event where absolutely Everything is Airborne!

Some of the Event Activities will include, BB Guns, Water Rockets, R/C Air Planes, and many more activities that include things flying through the air!

A Pinewood Derby station will be run at this event.

Chippewa District, Great Lakes Council, B.S.A.

activities@chippewacamporee.org



The Cloudbusters & The Balsa-Bugs
In conjunction with
The Michigan Indoor Aircraft Association
Present
The 2012



Indoor Fling

Michigan Indoor Aircraft Association
A.M.A. Charter Club 5064

An AMA Sanctioned Class AAA Contest
AMA Category III Ceiling

Sunday, May 6, 2012
Ultimate Soccer Arena

867 South Blvd E, Pontiac MI
2 miles south of the Silverdome

Flying

9:00AM- 5:00PM*

Flying Floor split in half.
South End for FAC - North End for AMA*

Entry Fees:

\$30.⁰⁰ post marked by April 20

\$35.⁰⁰ at door

Special Entry Fee! { Junior Entrants
Science Olympiad
Phantom Flash for Beginners
\$1.⁰⁰

Spectators - FREE!

Send Check or Money order to
Dan Olah
25436 Wareham Drive
Huntington Woods MI 48070

Contest Director

Dan Olah 248-542-8144

danielolah@wowway.com

Event Managers

FAC- Mike Welshans 248-545-7601

Mbwelshans@aol.com

AMA - Paul Crowley 586-294-1236

usa2298@comcast.net

AMA EVENTS

Standard Cat Glider*	218
Unlimited Cat Glider*	219
Hand Launched Glider*	212
Manhattan Cabin	205
Limited Penny Plane	208
Penny Plane	207
Bostonian	215
F1L Easy B	217
Mini Stick + MS ML	220
Inter Stick	202
F1D (no rounds)	203

* Glider flown only 9:00 AM - 10:30 AM

at the same end as scale

PHANTOM FLASH FOR BEGINNERS

Phantom Flash kits Available at

Prop Shop Hobbies, Inc. - "Your Complete Model Shop"
23325 Van Dyke Ave. Warren, MI 48089
586-757-7160 propshophobbies.com

Carlton Hobbies - "We make hobbies affordable."
8194 Cooley Lake Road
White Lake, MI 48386
248-360-4910 carltonhobbieshop.com

Flight Line Hobbies
11925 Lapeer Rd., Lake Orion, MI 48360
248-814-8359 www.flightlinehobby.us

or direct from the manufacturer
Retro RC - Vintage & Retro Model Airplane Kits
PO Box 193 Keweenaw Harbor, MI 48320
248-212-9666 - retrorc.us.com

FAC EVENTS

- 1 FAC Peanut Scale
- 2 FAC Scale
- 7 FAC Golden Age
- 16 FAC Dime Scale
- 17 FAC No Cal
- 18 FAC Phantom Flash
- 19 FAC Embryo
- 20 FAC Jet Cat Glider
- 25 FAC WW-I ML
- 26 FAC WW-II ML
- 29 FAC 1/2 Size Wakefield

All FAC Events flown to 2012 FAC Rules

See Registration Form for map to site and details of events.



A wonderful site with a 72' center ceiling and 40' at the walls.
The Arena is on South Blvd. E. (20 Mile Rd.) just west of Opdyke Rd. on the northwest corner.
Food Services on Site.
Floor area is equal to a full size soccer field plus!
No need for tight circles here, widen them up and enjoy the whole field!



Flying open
to AMA
members.

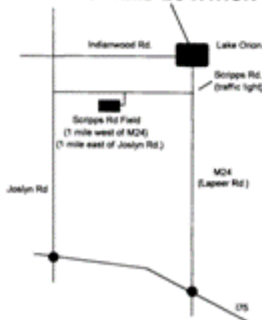
ELECTRICS' OVER $\frac{e}{LO} = \text{FUN}$ LAKE ORION

Saturday June 9, 2012
Skymasters Field

Event Flying starts at 10AM and goes until midnight!

**New For 2012: Potluck dinner at the field, bonfire and
NIGHT FLYING! Get a plane ready with lights!!!
Camp overnight at the field. Open flying on Sunday.**

SCRIPPS FIELD LOCATION



- Lots of Parking
 - Refreshments available at event
 - 94 dBA 10AM-8PM Night fliers must be extra quiet.
- No Landing Fee!
Pilots Prizes!

Flying field is located within the Bald Mountain Recreation Area, about 5 miles north of the Palace of Auburn Hills on Scripps Road between Lapeer Rd (M24) and Joslyn Rd.

All vehicles require a Recreation Passport available from Secretary of State or DNR.

For more information email petefoss@skymasters.org
Visit our website at www.skymasters.org

Behind the Scenes....

Another Skymasters' work crew was out getting a head start on the spring maintenance last week, power raking the stones back onto the driveway at the Scripps field. Dan Stolz led the work crew which included Roger Schmelling, Ron Wlosinski, and new member Bill Gage. A special thanks goes out to Steve Fredericks for loaning the club the use of his 6' wide York Rake that Dan and the crew installed on to the club's tractor. It took the whole morning to get the job done but the roadway looks great and the stones will not tear up the mower blades now. Well done and Thanks.

And.... what can you do on a day with 40 mph wind gusts? That's a good time to work on maintenance items. Here we have Bill Dezur and Steve Fredericks working along with Fred Engelman (not shown) replacing the tongue connector on the Skymasters' lunch trailer. It is now ready for the next long haul.

Thanks guys!



Skymasters Information...

Skymasters field is located within the Bald Mountain State Park on Scripps Road (see map). State Park Permits are required and can be obtained from the Park Headquarters located on Greenshield Road or at club events. Flying is permitted from 10 AM to 8 PM. The noise limit is 94 dBA at 10 feet. This noise rule is strictly enforced.

Wednesday evening is Family Night with flying and a pot luck buffet. Bring something for the grill & a dish to pass.

Thursday 3PM to 8PM is Student Night throughout the summer but there are usually instructors around all day. Meet the instructors and arrange for more instruction time together on other days. Our Chief Flight Instructor is Roger Schmelling, 248-321-7599.

From June to August, **Club meetings** are held at the field, on the second Wednesday of the month at 8 PM. A great chance to fly and socialize. Winter meetings—September to May—are held at Larson Middle School (on Long Lake just east of John R—see map) on the second Wednesday of the month at 7:00 PM. Bring a model for Show and Tell, enjoy coffee with donuts and listen to the speaker of the evening.

The Skywriter newsletter is sent to members, local hobby shops, and other R/C clubs in the area and around the country. All contributions are welcome. Please send photos and articles to newsletter@skymasters.org If you know of anyone who may be interested in R/C Aviation, please give them a copy of this newsletter

or a copy of an AMA magazine. It may spark their interest!

